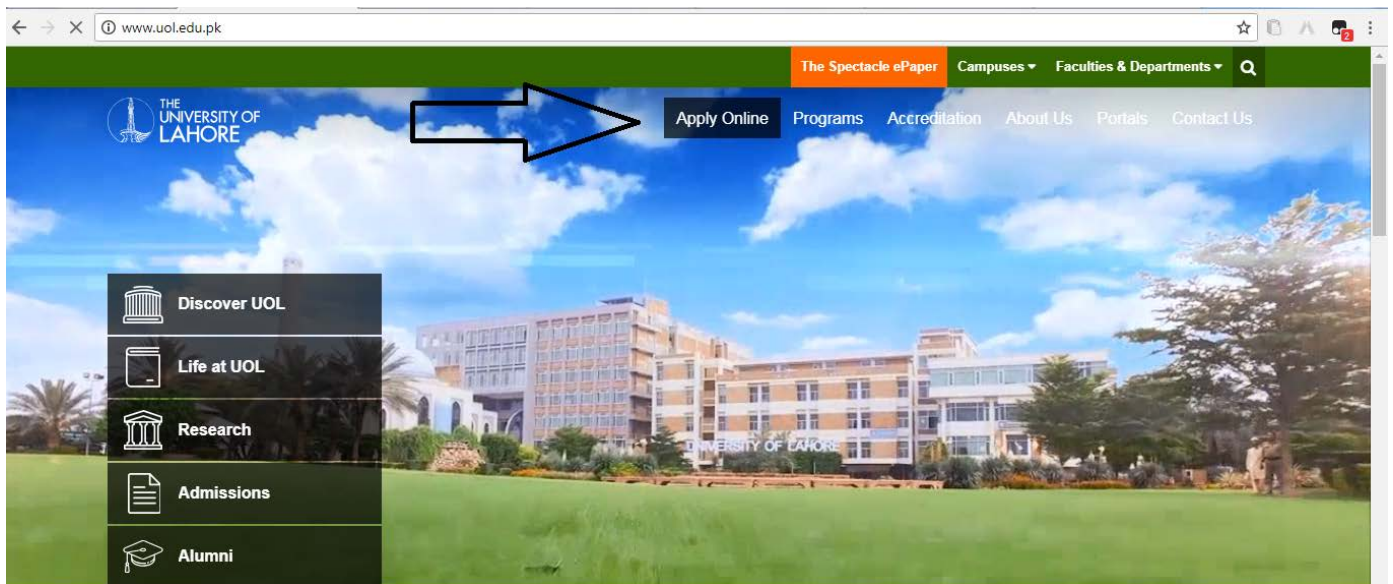


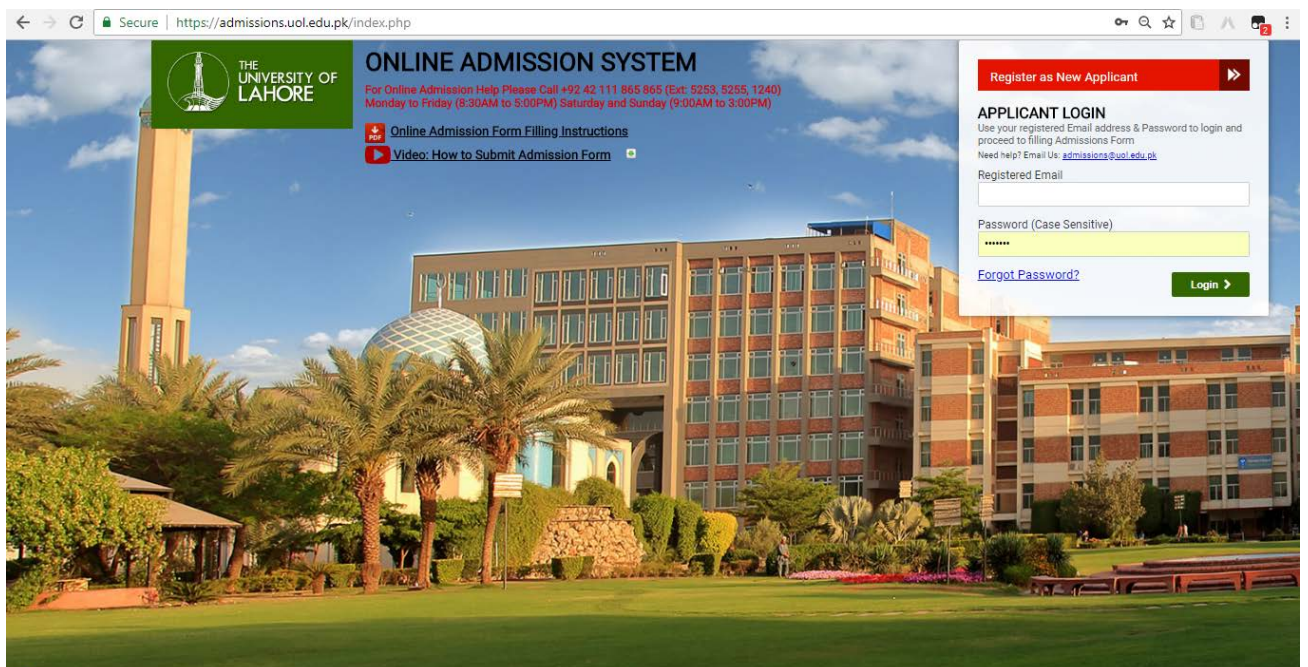


Instructions for Filling Online Admission From

1. Please visit University official website: <http://www.uol.edu.pk/>
2. Click on 'Apply Online' button



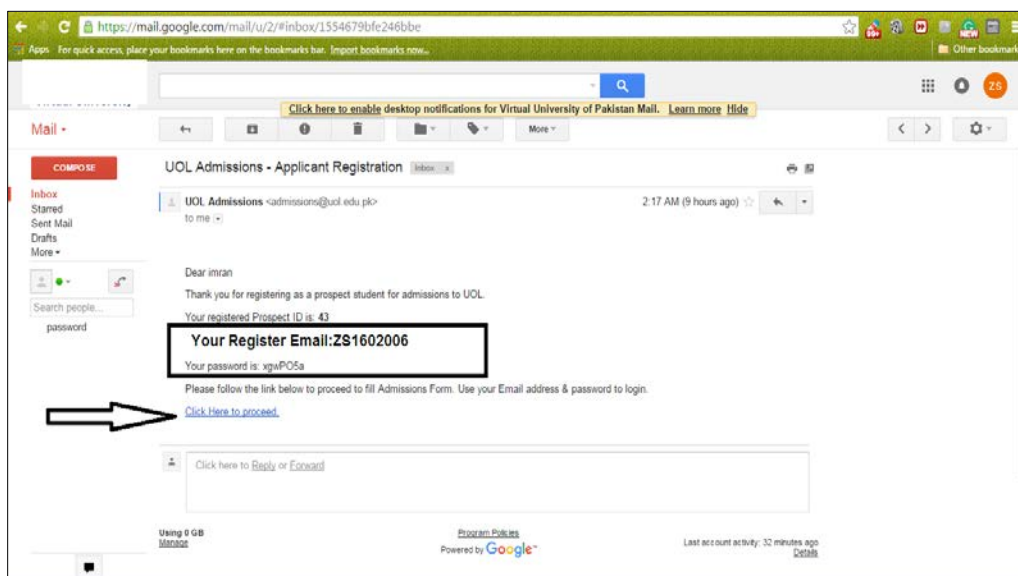
3. On the next page, Click on 'Register as New Applicant' button



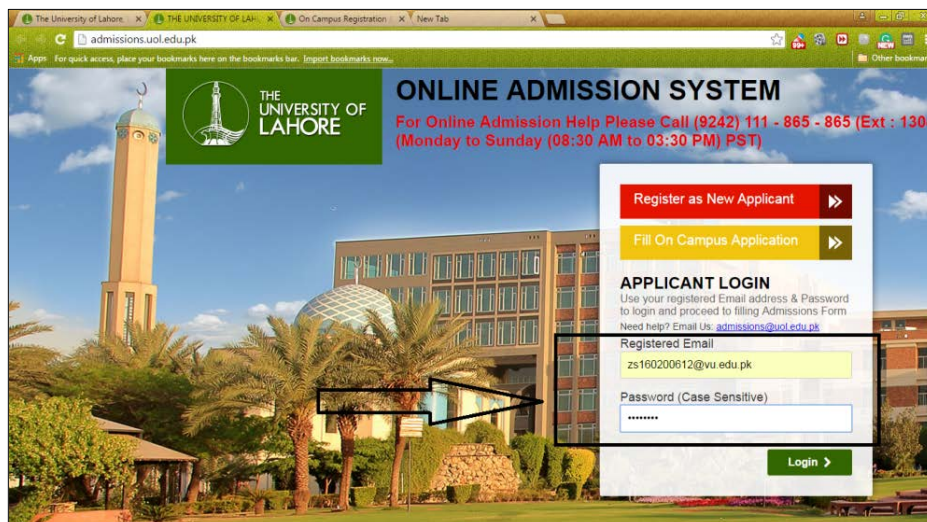
4. Fill the information then press “Register” button

The screenshot shows a web browser window with the URL `admissions.uol.edu.pk/registration.php`. The page is titled "APPLICANT REGISTRATION" and contains several input fields: "First Name*", "Last Name*", "Country of Origin*" (with a dropdown menu showing "Pakistan"), "City*" (with a dropdown menu showing "-- Select City --"), "Source of information*" (with a dropdown menu showing "Where did you hear about us?"), "Email Address*", "Mobile Number*", and "Landline Number". A green "Register" button is located at the bottom right. A red note above the form states: "Note: Please enter your name as per Matric Certificate / CNIC / Passport. Fulfillment of this requirement is mandatory for the processing of this application. As per information provided above, your name is "" and the same will appear on your Entry Test Slip."

5. A confirmation e-mail will be sent to the registered email ID along with the username and password



6. Use the provided Username and password. Enter provided username and password on online portal to login for admission form submission



7. After login, fill the form as per the instruction provided. Select you desired admission campaign and Campus enter Form number then Press “Create New Applicant ” button

Please carefully select the appropriate admission campaign below for which you intend to submit the admission application. Click on "Create New Application" button for that campaign to start your admission application.

FALL 2018 - GUJRAT CAMPUS - CAMPAIGN 1
 Fall 2018 - Gujrat Campus - Campaign 1

Admission Form No.
 Enter the purchased Admission Form No. (printed on the prospectus purchase receipt) to proceed.

+ Create New Application
 (Fall 2018 - Gujrat Campus - Campaign 1)

FALL 2018 - LAHORE CAMPUS - CAMPAIGN 1
 Fall 2018 - Lahore Campus - Campaign 1

Admission Form No.
 Enter the purchased Admission Form No. (printed on the prospectus purchase receipt) to proceed.

91800001

+ Create New Application
 (Fall 2018 - Lahore Campus - Campaign 1)

APPLICANT PROFILE
 You basic profile information.

First Name Middle Name Last Name

8. In Step 01, Select your desire degree program then press “NEXT” button in bottom

You have successfully created new application with new Applicant ID: 303227, Please proceed to fill the application form below.

1 DEGREE SELECTION 2 APPLICANT INFORMATION 3 APPLICANT INFORMATION 2 4 ACADEMICS 5 ADDITIONAL INFORMATION 6 REFERENCES 7 PAYMENT 8 REVIEW & SUBMIT

DEGREE SELECTION
 Your Selected Programs in Order of Preference

1. Bachelor of Science in Microbiology & Biotechnology (Lahore - DRC)
 2. Bachelor of Science in Electrical Engineering (Lahore - DRC)

Select Degrees you are applying for

Search Degree by typing in keywords for Name or Description or use drop-down filters below. Select a program by clicking the checkbox in left most column, selected programs will be added to "Your Selected Programs in Order of Preference" above. You can select maximum of 3 degree programs.

Keyword Search

Degree Level All Timing Department Campus

Program	Department	Timing	Requirements	Campus	Duration	More Info
<input checked="" type="checkbox"/> Bachelor of Science in Electrical Engineering (Lahore - DRC)	Department of Electrical Engineering	12 Years of Education, Intermediate, F.Sc. (Pre-Engg.) / A-Level / O/AE (Electronics, Electrical, Instrumentation, Telecom.) or Equivalent Min 60% marks	Lahore - DRC	4 Year	More Info	
<input checked="" type="checkbox"/> Master of Science in Electrical Engineering (Lahore - DRC)	Department of Electrical Engineering	16 Years of Education, BS (Electrical, Electronics, Computer or Telecom Engg. Min. 60% or 2.80 CGPA with PEC Registration)	Lahore - DRC	2 Years	More Info	
<input type="checkbox"/> Bachelor of Science in Computer Engineering (Lahore - DRC)	Department of Computer Engineering	12 Years of Education, Intermediate, F.Sc. (Pre-Engg.) / A-Level / O/AE (Computer/Electronics, Electrical, Instrumentation, Telecom.) or Equivalent Min 60% marks	Lahore - DRC	4 Year	More Info	
<input type="checkbox"/> Bachelor of Science in Computer Science (Lahore - DRC)	Department of Computer Sciences & Information Technology	12 Years of Education, Intermediate, F.Sc. (Pre-Engg.) / A-Level / O/AE (Math, Physics) / OAE (Computer/Electronics, Electrical, Instrumentation, Telecom.) or Equivalent Min 60% marks	Lahore - DRC	4 Years	More Info	
<input type="checkbox"/> Bachelor of Science Software Engineering (Lahore - DRC)	Department of Computer Engineering	12 Years of Education, Intermediate, F.Sc. (Pre-Engg.) / A-Level / O/AE (Math, Physics) / OAE (Computer/Electronics, Electrical, Instrumentation, Telecom.) or Equivalent Min 60% marks	Lahore - DRC	4 Years	More Info	
<input type="checkbox"/> Master of Science in Computer Sciences (Lahore - DRC)	Department of Computer Sciences & Information Technology	BSCS (min. 130 Credits), MCS, M.Sc-IT, M.Sc (CS) 2.8 CGPA or 60%	Lahore - DRC	2 Years	More Info	
<input type="checkbox"/> Doctor of Pharmacy (Lahore - DRC)	Department of Pharmacy	12 Years of Education, Intermediate, F.Sc. (Pre-Med.) / A-Level or Equivalent Min 60% marks	Lahore - DRC	3 Years	More Info	

Next >

- In Step 02, enter your Basic information / Degree Category / and Upload Passport Size Picture with Blue / White Background (file size less than 1mb in japg file format) then press “NEXT” button in bottom

Secure | https://admissions.uol.edu.pk/admissions-form.php

You have successfully created New application with new Applicant ID: 303227. Please proceed to fill the application form below.

DEGREE SELECTION | **APPLICANT INFORMATION** | APPLICANT INFORMATION 2 | ACADEMICS | ADDITIONAL INFORMATION | REFERENCES | PAYMENT | REVIEW & SUBMIT

APPLICANT INFORMATION

Type of Admission / Admission Category

Personal Information


Title

Mr

First Name * Middle Name Last Name * AHSAN

Gender * Male Female

Date of Birth * Month Year

Phone * 
 * Please upload photo with white background only. * Max. 1024 image size is allowed.

Vertical Status

Contact Information

Preferred Correspondence Address

Current Address

Permanent Address

House No. Street Address Town/Village

City Province Pakistan

Country Pakistan

Current Address (Same as Permanent Address)

House No. Street Address Town/Village

City Province Pakistan

Country Pakistan

Emergency Contact Information

Emergency Contact Full Name

Emergency Phone Number(s)

[< Back](#) [Next >](#)

- In Step 03, enter your CNIC or Passport no (upload scan image, file size less than 1mb in japg file format) then press “NEXT” button in bottom

Secure | https://admissions.uol.edu.pk/admissions-form.php

APPLICANT INFORMATION - PAGE 2

Nationality & Residence Information

ID Type *
 CNIC
 B-Form
 Passport

00000-0000000-0

Image Orientation
 Landscape

Select Image Orientation before selecting image. Changing Orientation after selecting image will remove picture.

CNIC / B-Form's Image *
 All re

Father/Guardian's CNIC
 00000-0000000-1

Image Orientation
 Landscape

Select Image Orientation before selecting image. Changing Orientation after selecting image will remove picture.

Guardian CNIC Image
 All re

Country of permanent residence *
 Pakistan

City of Birth
 Lahore

Nationality *
 Pakistan

Other Nationality 1
 Pakistan

Other Nationality 2
 Pakistan

Other Nationality 3
 Pakistan

[< Back](#) [Next >](#)

11. In Step 04, enter your academic record and upload scan images of all previous academics documents (file size less than 1mb in jpeg file format) then press “NEXT” button in bottom

The screenshot shows the 'ACADEMICS' section of the online admission form. At the top, it displays the University of Lahore logo and the applicant's details: 'Applicant #: 303227 - Adnan Akram (Local Student)' and 'Fall 2018 - Lahore Campus - Campaign 1'. A yellow notification bar states: 'You have successfully created new application with new Applicant ID: 303227, Please proceed to fill the application form below.' Below this is a progress bar with 8 steps: 1. Degree Selection, 2. Applicant Information, 3. Applicant Information 2, 4. ACADEMICS (current step), 5. Additional Information, 6. References, 7. Payment, and 8. Review & Submit. The 'ACADEMICS' section is titled 'Previous Education (If your result is awaited, please check 'Awaiting result' checkbox.)'. It contains a table with columns: Degree Level, Degree Title, Study Group, Reg / Roll No., Year, Obtained Marks / CGPA, Total Marks / CGPA, Subjects / Majors, University / Board, and Awaiting Result Attachment(s). Two rows of data are visible: 1. Matric/SSC-O-Lev, Matric, Science, 0000000, 201, 500, 1100, sci, BISE LHR, Awaiting. 2. Intermediate/HSE, F.A., Arts, 00000000, 201, 600, 1100, sci, BISE LHR, Awaiting. Each row has a 'Choose File' button and a 'File size +1MB' indicator. There are 'Add Another Record' and 'Add' buttons at the bottom left, and 'Back' and 'Next' buttons at the bottom.

12. In Step 05, enter additional information, if any then press “NEXT” button in bottom

The screenshot shows the 'ADDITIONAL INFORMATION' section of the online admission form. It features the same header and progress bar as the previous screenshot, with step 5 'ADDITIONAL INFORMATION' highlighted. The section title is 'ADDITIONAL INFORMATION' with a sub-note: 'Additional Information - Click to expand & add details'. Below the title are three checkboxes: 'Work Experience', 'Extra-curricular Activities', and 'Disability'. At the bottom, there are 'Back' and 'Next' buttons.

13. In Step 06, enter reference, if any then press “NEXT” button in bottom

The screenshot shows the 'REFERENCES' section of the online admission form. It features the same header and progress bar, with step 6 'REFERENCES' highlighted. The section title is 'REFERENCES'. Below the title is a table with columns: First Name, Last Name, Contact No., Email, Address, and Comments. One row of data is visible: First Name, Last Name, Contact No., Email, Address, Comments. There is an 'Add Another Record' button at the bottom left, and 'Back' and 'Next' buttons at the bottom.

14. In Step 07, Enter your purchased Form number and voucher number, read undertaking carefully, check on “I agree” box then press “NEXT” button in bottom

Applicant #: 303227 - Adnan Akram (Local Student)
Fall 2018 - Lahore Campus - Campaign 1

You have successfully created new application with new Applicant ID: 303227, Please proceed to fill the application form below.

1 DEGREE SELECTION 2 APPLICANT INFORMATION 3 APPLICANT INFORMATION 2 4 ACADEMICS 5 ADDITIONAL INFORMATION 6 REFERENCES 7 PAYMENT 8 REVIEW & SUBMIT

UNDERTAKING & PAYMENT

Select your preferred payment method and provide required payment information

Voucher Payment (Issued with Prospectus purchase)

Voucher Payment

Voucher Number* Prospectus/Form Number*

Voucher No. is provided with purchased prospectus. If you have not purchased the prospectus, please visit or contact Admissions Office UAN: 042-111-865-865 (Printed on application form attached with prospectus)

Undertaking

Candidates awaiting results are required to sign the following undertaking:
I undertake to submit attested photocopy of my all previous academic results as soon as it is declared. In case, if the result is declared, I will submit it within 3 weeks from the date of admission. If I fail to fulfill the eligibility criteria for admission, The University of Lahore has the right to cancel my admission.

I have read the prospectus of the University and understood the contents thereof. The particulars given above are correct to the best of my knowledge. If found otherwise, I shall be liable to any action as per policy of the University. If admitted, I will observe the rules and regulations of the University as prescribed in the prospectus.

I shall sincerely devote myself to my studies and uphold the dignity and prestige of the University and shall be liable to penalty imposed by the University authorities in case of violation on my part.

I Agree

15. In Step 08, Review your form carefully then press “Submit” button in bottom

Previous Education

Degree Level	Degree Title	Study Group	Reg. / RollNo.	Year	Obtained Marks / CGPA	Total Marks / CGPA	Subjects / Majors	University / Board	Awaiting Result
matric	Matric	Science	00000000	2015	500	1100	sci	BISE LHR	
intermediate	F.A.	Arts	00000000	2017	600	1100	sci	BISE LHR	awaiting

Additional Information

Work Experience

Position	Job Title	Employer	Start Date	End Date
Still Working: No				

Extracurricular Activities

Activity/Position	Duration (months)	Position	Level	Type	Year

Disability

Need Personal Care: No
Blind / Visual Impairments: No
Deaf/Hearing Impairments: No
Other Disability: No ()

Have Mental Health Difficulties: No
Unseen Disability (e.g. Diabetes, Asthma etc.): No
Wheelchair User / Mobility Difficulties: No

References

First Name	Last Name	Contact No.	Email	Address	Comments

16. After that, application submission is successful and confirmation E-mail will be received on the registered e-mail ID

17. Please don't forget to collect your entry test slip or check your e-mail for Entry test slip.

18. If any query or problem, please contact us immediately: 042-111-865-865 (Ext: 5253-56-1236-40)

General Instructions for Applicant:

1. Admission office hours given: Monday to Friday (8:30am to 5:00pm) - Saturday & Sunday (9:00 to 3:00pm)
2. An applicant can apply in three degree programs at a time. However, he or she will not be charged for extra choice.
3. original scan or attested copies of the following documents are required to be uploaded on online admission Form:
 - a) 01 recent blue background passport size photographs
 - b) All academics documents i.e (Matric, Inter, Bachelor and Master degrees or IBCC /HEC equivalent
 - c) CNIC card of the applicant or Form B or Father CNIC
 - d) For more details please visit : <http://uol.edu.pk/>
4. Don't upload/attach Domicile, Character and Hope Certificate while filling the Online Admission Form.
5. In case, an applicant does not have certified copies of the required documents, the same may be attested by University Admission Officer on submission of the original documents.
6. In order to get admission in any degree program, the applicants are required to qualify UOL Entrance Test, Interview or both.
7. The selection of applicant shall be on merit, determined on the basis of marks obtained in the last examination, entry test / interview or both and such other criteria as University may determine.
8. Applicants awaiting final exam result or those who have appeared in supplementary exam are eligible to apply for admission. However, in such cases, they will be deprived of previous qualification weightage and will be purely evaluated on the basis of their test/interview score.
9. The applicants bearing O-Level, A-Level qualification or equivalent are required to submit their IBCC Equivalence Certificate in order to determine their eligibility. If an applicant fails to produce the same, he or she will not be given qualification weightage.
10. The UOL offers female hostel. The rent per room is Rs. 12,000 /- per month approximate (Including 3 time meal).
11. The University transport is available throughout the Lahore City.
12. All admissions are granted on "Provisional" basis. It is the sole responsibility of the selected applicants to provide proof of their eligibility within 3 weeks of the declaration of the result failing which their admission will be cancelled.
13. Incomplete Admission Forms will be rejected. Documents once submitted are non-returnable.
14. For Foreign/International Applicants please visit our website:
<http://www.uol.edu.pk/Services/StudentServices/InternationalStudentsAdvisory>

Cautions:

- 1. The applicants are strongly encouraged to take special care of the fee deadlines after getting admission otherwise he or she will be deprived of admission.**
- 2. In order to avoid any inconvenience, please submit your Admission Form before the admission closing date.**
- 3. The University is authorized to amend its rules including fee any time without prior intimation.**
- 4. The University has not authorized any publisher or person for preparation of its Entrance Tests. So please beware of such elements.**

Instructions for Purchase of Prospectus and Voucher code:

1. We are accepting Admission Forms through online admission portal. By hand or by courier forms will not be accepted.
2. The Online Admission Form must be filled according to the steps. The applicants are encouraged to read the information carefully before filling up the online Admission form at admission portal.
(Please visit website <http://admissions.uol.edu.pk/>)
3. The applicant either male or female, who fulfills the requirements prescribed by the University and conditions mentioned in the prospectus, is eligible to apply for admission.
4. See below details for purchase of prospectus for General Admissions Fall/Spring (Semester System):
 - a. Visit admission office any of UOL Campus to pay Prospectus fee of Rs. 1500/- (Non-returnable & Non-transferable) in cash by hand and get fee receipt along with prospectus and voucher. OR
 - b. Can send us a Bank Draft/Demand Draft (DD) of Rs. 1700/- obtained from any bank in favor of “**University of Lahore**” and courier/TCS the original bank draft to admission office any of UOL Campus where applicant is seeking for admission 03 days before admission closing date, failing which your draft will not be acceptable. Once your bank draft reaches our office, fee receipt along with prospectus and voucher will be sent to you. Please do not forget to mention your name, application ID and contact number on back side of bank draft.

Please do not share your Voucher no with anyone